



2.6 STUDENT PERFORMANCE AND LEARNING OUTCOMES

2.6.3 Average pass percentage of Students during last year

INDEX

Sr. No.	Name of Content	Academic Year	Page No.
1	College Result Analysis- B.Tech Civil Engineering	2021-22	1 to 4
2	College Result Analysis- B.Tech Computer Science and Engineering	2021-22	5 to 7
3	College Result Analysis- B.Tech Electronics and Tele Communication Engineering	2021-22	8 to 10
4	College Result Analysis- B.Tech Electrical Engineering	2021-22	11 to 13
5	College Result Analysis- B.Tech Mechanical Engineering	2021-22	14 to 16
6	List of College Topper (UG-B.Tech Engineering)	2021-22	17 to 20
7	College Result Analysis- M.Tech Civil (Structure) Engineering	2021-22	21 to 23
8	College Result Analysis- M.Tech Computer Science and Engineering	2021-22	24 to 25
9	College Result Analysis- M.Tech Electronics and Tele Communication Engineering	2021-22	26 to 27
10	College Result Analysis- M.Tech Mechanical Engineering	2021-22	28 to 29
11	College Result Analysis- MBA	2021-22	30 to 32





SHREEYASH PRATISHTHAN'S
SHREEYASH COLLEGE OF ENGINEERING & TECHNOLOGY
Satara Parisar, Beed By-Pass Road, Aurangabad -431010 (M.S.)
NAAC Accredited, ISO Certified Institute
Visit Us at: www.sycet.org



2.6 STUDENT PERFORMANCE AND LEARNING OUTCOMES

2.6.3 Average pass percentage of Students during last years

Result Analysis

B.Tech Civil Engineering



DEPARTMENT OF CIVIL ENGINEERING

RESULT ANALYSIS (YEAR WISE)

Exam: MAY/JUNE 2022

Class: B.TECH (A&B)

I. Result Summary:

Sr. No.	Particulars	Students Count	Percentage (%)
1	Students Appeared	136/136	100
2	Total Students Passed	119	87.50
3	Students Passed with Distinction (CGPA of 8.25 and above)	80	67.22
4	Students Passed with First Class (CGPA of 6.50 & below 8.25)	35	29.41
5	Students Passed with Second Class (CGPA below 6.50)	04	3.36
6	Current Semester Performance (SGPA)	124	91.18
7	Students Failed	17	12.50
8	Not completed due to lower semester exam	05	3.67

II. No. of failures:

Failed in all subjects	Failed in 8 subjects	Failed in 7 subjects	Failed in 6 subjects	Failed in 5 subjects	Failed in 4 subjects	Failed in 3 subjects	Failed in 2 subjects	Failed in 1 subject	All clear
01	00	00	00	00	00	00	05	06	124

III. Subject wise Grades:

S r. N o.	Subject	Faculty	No. of students Appeared in Exam	No of students who obtained marks between												No. of student s passed	Passing % (Exam M/J - 2022)
				EX	AA	AB	BB	BC	CC	CD	DD	DE	EE	FF	NC		
1	MRCS	MDK	136	-	-	-	-	09	17	27	39	21	12	-	11	125	91.91
2	ERCS	MS	136	-	-	03	10	27	44	19	17	04	05	-	07	129	94.85
3	PROJE CT-II	All	136	93	-	-	11	13	08	08	02	-	-	-	01	135	99.27
4	DCS-II	GHD	136	18	-	-	03	52	36	16	08	01	-	-	01	135	99.26
5	IE	KKP	136	60	-	-	03	38	25	05	04	-	-	-	-	136	100
6	WRE	SAB	136	09	-	-	01	25	39	38	19	03	01	-	-	136	100
7	PP	ABV	136	02	-	02	05	25	35	35	18	10	04	-	-	136	100
8	ELE-IV:CT	VBC	136	01	-	02	09	60	43	05	14	-	-	-	01	135	99.26

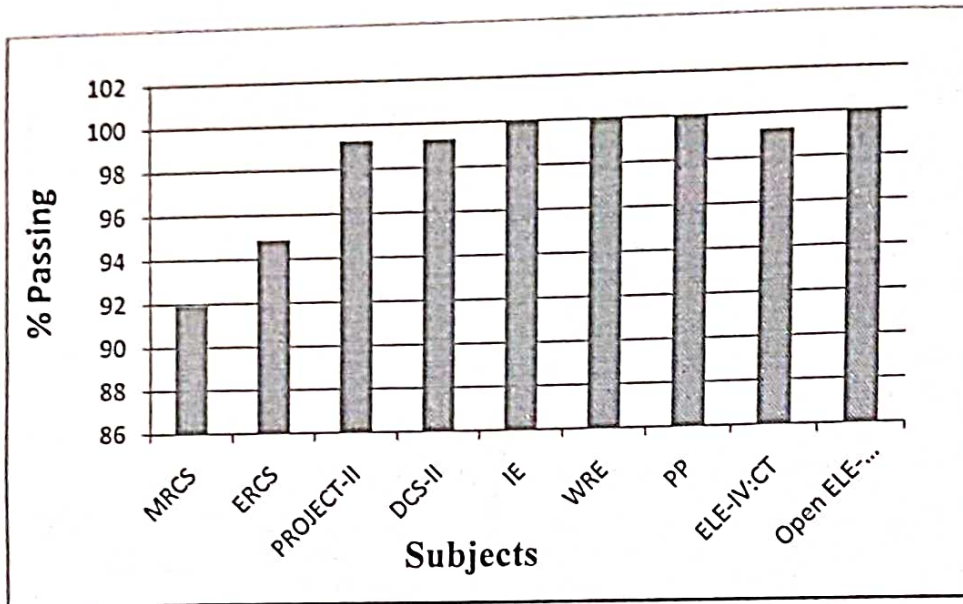
Redif



SHREEYASH PRATISHTHAN'S
Shreeyash Technical Campus
SHREEYASH COLLEGE OF ENGINEERING & TECHNOLOGY,



9	Open ELE- V:APC	MS	136	68	-	-	01	-	-	66	-	-	-	-	136	100
---	-----------------------	----	-----	----	---	---	----	---	---	----	---	---	---	---	-----	-----



SUBJECTWISE RESULT

IV. Class Toppers:

Rank	Name of students	Exam seat number.	CGPA
1	Arya Mohit Arvindkumar	1921121191058	9.30
2	Choudhar Monali Eknath	20211220181119110013	9.28
3	Dandge Adesh Anna	1921121191116	9.26

RESULT ANALYSIS COORDINATOR

Prof.U.S.Mankare

HOD

Prof.V.B.Chavan

PRINCIPAL

Dr.B.M.Patil



SHREEYASH PRATISHTHAN'S
SHREEYASH COLLEGE OF ENGINEERING & TECHNOLOGY
Satara Parisar, Beed By-Pass Road, Aurangabad -431010 (M.S.)
NAAC Accredited, ISO Certified Institute
Visit Us at: www.sycet.org



2.6 STUDENT PERFORMANCE AND LEARNING OUTCOMES

2.6.3 Average pass percentage of Students during last years

Result Analysis

B.Tech Computer Science Engineering

RESULT ANALYSIS (YEAR WISE)

Exam: MAY/JUNE 2022

Class: B.TECH

I. Result Summary:

Sr. No.	Particulars	Students Count	Percentage (%)
1	Students Appeared	60	100%
2	Total Students Passed	57	95%
3	Students Passed with Distinction (CGPA of 8.25 and above)	48	84.21%
4	Students Passed with First Class (CGPA of 6.50 & below 8.25)	9	15.78%
5	Students Passed with Second Class (CGPA below 6.50)	0	0%
6	Current Semester Performance (SGPA)	57	95%
7	Students Failed	03	5%

II. No. of failures:

Failed in all subjects	Failed in 8 subjects	Failed in 7 subjects	Failed in 6 subjects	Failed in 5 subjects	Failed in 4 subjects	Failed in 3 subjects	Failed in 2 subjects	Failed in 1 subject	All clear
0	0	0	0	0	0	0	1	2	57

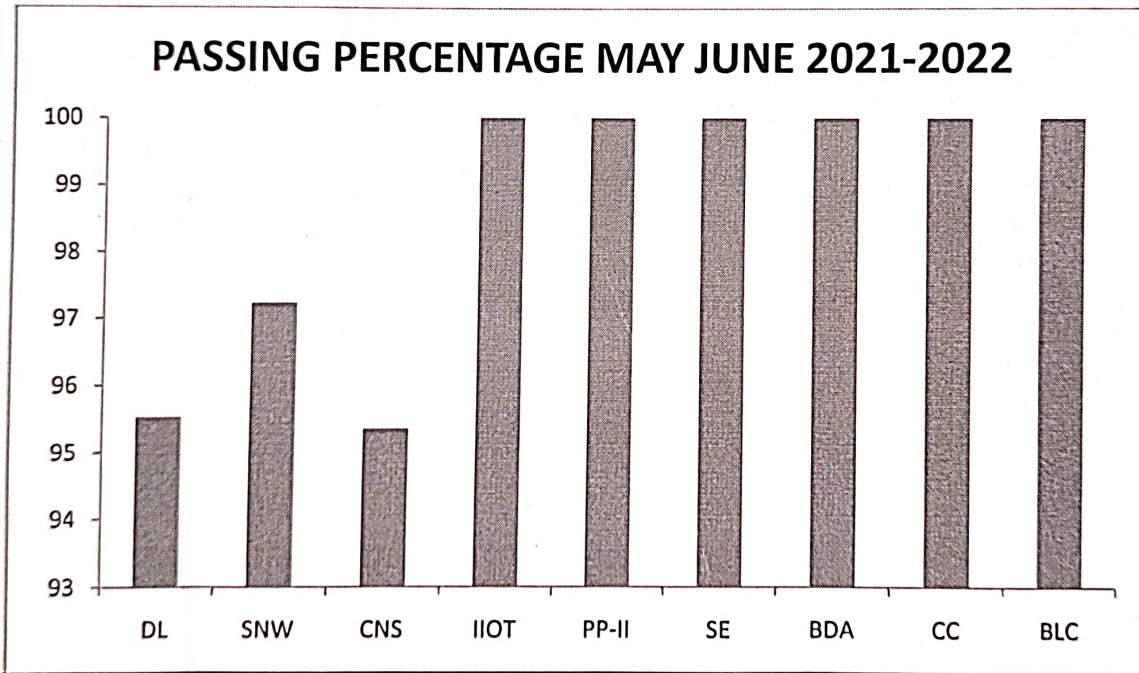
III. Subject wise Grades:

Sr. No.	Subject	Faculty	No. of students Appeared in Exam	No of students who obtained marks between												No. of students passed	Passing% (Exam M/J -2022)
				EX	AA	AB	BB	BC	CC	CD	DD	DE	EE	FF	N		
1	DL	Prof. G. S. WAYAL	24	0	0	0	0	0	4	5	8	3	2	0	1	23	95.83%
2	SNW	Prof. K. M. BIRARE	36	0	0	1	3	4	9	10	5	3	0	0	1	35	97.22%
3	CNS	Prof. R. A. SHAH	43	0	0	3	6	12	10	10	1	0	0	0	2	41	95.34%
4	IIOT	Prof. M. C. KSHIRS AGAR	17	0	0	0	0	2	1	7	5	1	1	0	0	17	100%
5	PP-II / INTEGRATION	ALL STAFF	60	36	0	11	0	13	0	0	0	0	0	0	0	60	100%
6	SE	Prof. VIJAY KUMAR	60	41	0	0	2	8	4	1	4	0	0	0	0	60	100%
7	BDA	Prof. S. S. SHRING ARPUTA LE	60	38	0	0	3	9	6	2	2	0	0	0	0	60	100%
8	CC	Prof. R. GALGAL I	60	23	0	0	3	13	12	5	0	4	0	0	0	60	100%
9	BLC	Prof. R. A. SHAH	60	26	0	0	0	19	7	3	2	3	0	0	0	60	100%

IV. Class Toppers:

Rank	Name of students	Exam seat number.	CGPA
1	DHOPATE SANKET SANJAY	20211220181124210021	9.4
2	MHASKE POOJA SANJAY	20211220181124211002	9.38
3	MASKE DIPAK PRABHAKAR	1921121242019	9.33

SUBJECTWISE RESULT



[Signature]

RESULT ANALYSIS COORDINATOR

[Signature]
HOD
13/12/22

[Signature]
PRINCIPAL



SHREEYASH PRATISHTHAN'S
SHREEYASH COLLEGE OF ENGINEERING & TECHNOLOGY
Satara Parisar, Beed By-Pass Road, Aurangabad -431010 (M.S.)
NAAC Accredited, ISO Certified Institute
Visit Us at: www.sycet.org



2.6 STUDENT PERFORMANCE AND LEARNING OUTCOMES

2.6.3 Average pass percentage of Students during last years

Result Analysis

B.Tech Electronics and Tele Communication Engineering



RESULT ANALYSIS (YEAR WISE)

Exam: MAY/JUNE 2022

Class: B.TECH ETC

I. Result Summary:

Sr. No.	Particulars	Students Count	Percentage (%)
1	Students Appeared	29	100%
2	Total Students Passed	27	93.10%
3	Students Passed with Distinction (CGPA of 8.25 and above)	24	88.89%
4	Students Passed with First Class (CGPA of 6.50 & below 8.25)	03	11.11%
5	Students Passed with Second Class (CGPA below 6.50)	00	00%
6	Current Semester Performance (SGPA)	29	100%
7	Students Failed	00	00%
8	Not completed due to lower Semester Exam	02	6.9%

II. No. of failures:

Failed in all subjects	Failed in 8 subjects	Failed in 7 subjects	Failed in 6 subjects	Failed in 5 subjects	Failed in 4 subjects	Failed in 3 subjects	Failed in 2 subjects	Failed in 1 subject	All clear
0	0	0	0	0	0	0	0	0	27

III. Subject wise Grades:

Sr. No.	Subject	Faculty	No. of students Appeared in Exam	No of students who obtained marks between											No. of students passed	Passing % (Exam M/J - 2022)
				EX	AA	AB	BB	BC	CC	CD	DD	DE	EE	FF		
1	DICD	ADG	29	-	-	2	-	4	4	7	9	3	-	-	29	100%
2	IIOT	ANS	29	-	-	-	-	2	6	11	07	03	-	-	29	100%
3	PP II/ INTERN	ANS / SSG	29	19	-	-	4	6	-	-	-	-	-	-	29	100%
4	DC	ANS	29	24	-	-	-	-	1	1	1	2	-	-	29	100%
5	FOC	SSG	29	23	-	-	3	3	-	-	-	-	-	-	29	100%
6	ESD	ANS	29	27	-	-	-	1	1	-	-	-	-	-	29	100%
7	CE	VYS	29	26	-	-	-	3	-	-	-	-	-	-	29	100%
8	FM	ASP	29	17	-	-	1	9	2	-	-	-	-	-	29	100%



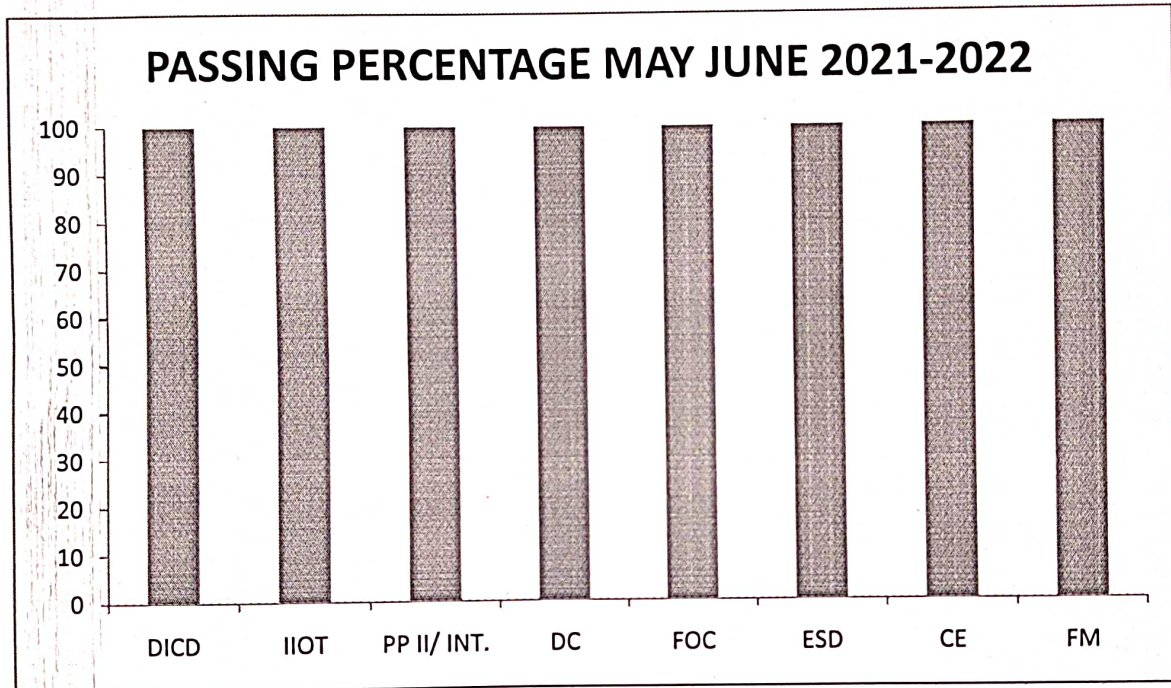
SHREEYASH PRATISHTHAN'S
Shreeyash Technical Campus
 SHREEYASH COLLEGE OF ENGINEERING & TECHNOLOGY,



IV. Class Toppers:

Rank	Name of students	Exam seat number.	CGPA
1	PAIKRAO PALLAVI GANESH	1921121372023	9.39
2	LACHURIYE SHUBHAM OMPRAKASH	1921121372004	9.31
3	SHEJWAL SAMPADA VILAS	1921121372027	9.24

SUBJECTWISE RESULT



RESULT ANALYSIS COORDINATOR

HOD

PRINCIPAL



SHREEYASH PRATISHTHAN'S
SHREEYASH COLLEGE OF ENGINEERING & TECHNOLOGY
Satara Parisar, Beed By-Pass Road, Aurangabad -431010 (M.S.)
NAAC Accredited, ISO Certified Institute
Visit Us at: www.sycet.org



2.6 STUDENT PERFORMANCE AND LEARNING OUTCOMES

2.6.3 Average pass percentage of Students during last years

Result Analysis

B.Tech Electrical Engineering



SHREEYASH PRATISHTHAN'S
Shreeyash Technical Campus
SHREEYASH COLLEGE OF ENGINEERING & TECHNOLOGY,
DEPARTMENT OF ELECTRICAL ENGINEERING



RESULT ANALYSIS (YEAR WISE)

Exam: MAY/JUNE 2022

Class: B.TECH(EE)

I. Result Summary:

Sr. No.	Particulars	Students Count	Percentage (%)
1	Students Appeared	46	100%
2	Total Students Passed	34	73.91%
3	Students Passed with Distinction (CGPA of 8.25 and above)	31	67.39%
4	Students Passed with First Class (CGPA of 6.50 & below 8.25)	03	6.52%
5	Students Passed with Second Class (CGPA below 6.50)	00	00%
6	Current Semester Performance (SGPA)	34	73.91%
7	Students Cleared under ATKIT	00	00%
8	Student Promoted to Higher class	34	73.91%
9	Students Failed	12	26.08%
10	Not appeared for VIII SEM	03	6.12%

II. No. of failures:

Failed in all subjects	Failed in 8 subjects	Failed in 7 subjects	Failed in 6 subjects	Failed in 5 subjects	Failed in 4 subjects	Failed in 3 subjects	Failed in 2 subjects	Failed in 1 subject	All clear
0	0	0	0	0	0	0	0	12	34

III. Subject wise Grades:

Sr. No.	Subject	Faculty	No. of students Appeared in Exam	No of students who obtained marks between											No. of students passed	Passing % (Exam M/J - 2022)
				EX	AA	AB	BB	BC	CC	CD	DD	DE	EE	NC		
1	HPMC	YAK	16	-	-	-	01	04	04	01	04	-	02	14	87.50%	
2	FSLs	MMH	01	-	-	-	-	-	-	-	-	01	-	01	100%	
3	IOT	PAG	29	-	-	02	04	08	04	01	02	02	01	05	24	82.75%
4	EE	SSR	28	-	-	-	03	07	09	08	-	01	-	28	100%	
5	DCPT	ARS	17	-	-	-	-	02	01	01	02	06	5	12	70.58%	
6	PYTHON	SSR	01	-	-	-	-	01	-	-	-	-	-	01	100%	
7	PSOC	YAK	49	39	-	-	02	05	03	-	-	-	-	49	100%	
8	HVE	SSR	49	25	-	-	05	12	04	03	-	-	-	49	100%	
9	ED	SPK	49	05	-	-	09	26	04	04	01	-	-	49	100%	





SHREEYASH PRATISHTHAN'S
Shreeyash Technical Campus
SHREEYASH COLLEGE OF ENGINEERING & TECHNOLOGY,



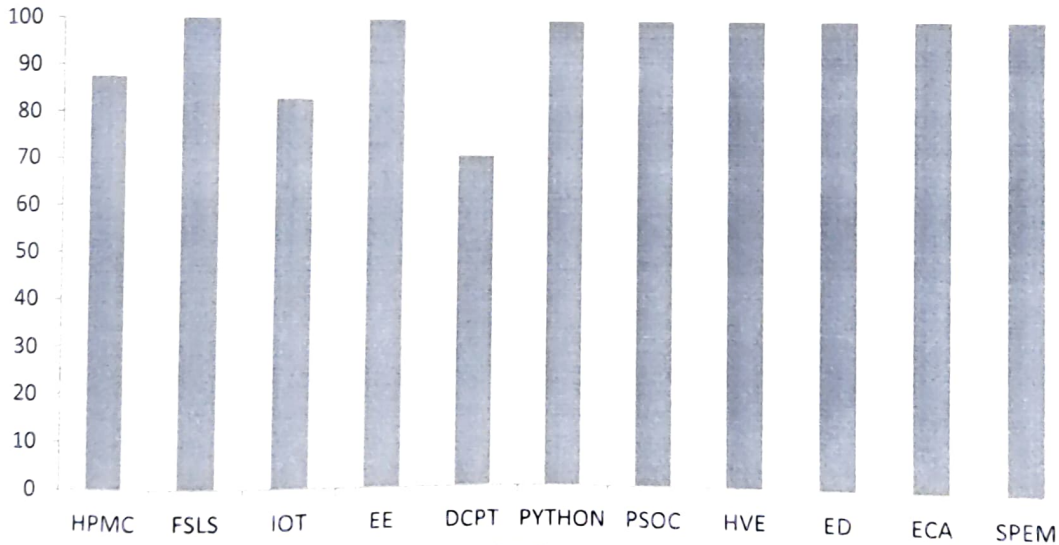
10	ECA	SBM	49	17	-	-	03	14	08	04	01	-	-	02	47	95.91%
11	SPEM	NMD	49	36	-	-	03	07	02	01	-	-	-	-	49	100%

IV. Class Toppers:

Rank	Name of students	Exam seat number.	CGPA
1	KAKDE ASHWINI DNYANESHWAR	20211220181129311004	9.14
2	KULKARNI UDAY MAHENDRA	1921121293014	8.90
3	SANGHVI TANMAY ANIL	20211220181129311003	8.71

SUBJECTWISE RESULT

PASSING PERCENTAGE MAY JUNE 2021-2022



RESULT ANALYSIS COORDINATOR
 Page 2 of 2

HOD

PRINCIPAL



SHREEYASH PRATISHTHAN'S
SHREEYASH COLLEGE OF ENGINEERING & TECHNOLOGY
Satara Parisar, Beed By-Pass Road, Aurangabad -431010 (M.S.)
NAAC Accredited, ISO Certified Institute
Visit Us at: www.sycet.org



2.6 STUDENT PERFORMANCE AND LEARNING OUTCOMES

2.6.3 Average pass percentage of Students during last years

Result Analysis

B.Tech Mechanical Engineering



RESULT ANALYSIS (YEAR WISE)

Exam: MAY/JUNE 2022

Class: B.TECH

I. Result Summary:

Sr. No.	Particulars	Students Count	Percentage (%)
1	Students Appeared	115	100%
2	Total Students Passed	105	92.17%
3	Students Passed with Distinction (CGPA of 8.25 and above)	94	81.74%
4	Students Passed with First Class (CGPA of 6.50 & below 8.25)	8	6.96%
5	Students Passed with Second Class (CGPA below 6.50)	0	0%
6	Current Semester Performance SGPA	114	99.13%
7	Students Failed	10	8.7%
8	Not Completed due to lower Semester Exam	0	0%

II. No. of failures:

Failed in all subjects	Failed in 5 subjects	Failed in 4 subjects	Failed in 3 subjects	Failed in 2 subjects	Failed in 1 subject	All clear
0	0	0	1	7	2	105

III. Subject wise Grades:

Sr. No.	Subject	Faculty	No. of students Appeared in Exam	No of students who obtained marks between											No. of students passed	Passing % (Exam M/J - 2022)
				EX	AA	AB	BB	BC	CC	CD	DD	DE	EE	FF		
1	PS-II or IAP	ALL GUIDE	115	109	0	1	0	0	0	0	4	0	0	1	114	99.13%
2	MC	ABK	113	0	0	2	6	14	16	23	22	27	0	0	113	100%
3	NCER	SAS	115	0	0	5	14	30	40	13	9	4	0	0	115	100%
4	FOAS	ABK	2	0	0	0	0	0	0	1	0	1	0	0	2	100%
5	MET	HAT	115	6	0	11	19	26	23	18	9	3	0	0	115	100%
6	CAD/CAM	AVK	115	64	0	0	3	42	3	1	1	0	1	0	115	100%
Sr. No.	Subject	Faculty	No. of students Appeared in Exam	No of students who obtained marks between											No. of students passed	Passing % (Exam M/J - 2022)
7	MP-III	BAS	115	99	0	0	8	2	5	0	0	0	1	0	115	100%
8	IEM	ZAS	115	41	0	0	8	49	12	3	1	0	1	0	115	100%



SHREEYASH PRATISHTHAN'S
Shreeyash Technical Campus
SHREEYASH COLLEGE OF ENGINEERING & TECHNOLOGY,




MISSION EDUCATION

9	IPR	AUK	115	60	20	3	5	1	1	1	24	0	0	0	115	100%
---	-----	-----	-----	----	----	---	---	---	---	---	----	---	---	---	-----	------

IV. Class Toppers:

Rank	Name of students	Exam seat number.	CGPA
1	MODHE POOJA GANESH	1921121612087	9.62
2	DESHPANDE PRANAV VIVEK	1921121612073	9.6
3	KULKARNI MANSI SUNIL	1921121612106	9.49

SUBJECTWISE RESULT



Amol
 RESULT ANALYSIS COORDINATOR

[Signature]
 HOD

[Signature]
 PRINCIPAL





SHREEYASH PRATISHTHAN'S
SHREEYASH COLLEGE OF ENGINEERING & TECHNOLOGY
Satara Parisar, Beed By-Pass Road, Aurangabad -431010 (M.S.)
NAAC Accredited, ISO Certified Institute
Visit Us at: www.sycet.org



College Toppers

Academic Year: 2021-22

Course: Under Graduate (UG)

Name of Student	Exam Seat Number / PRN	CGPA	Name of the Program	College Rank
Pooja Ganesh Modhe	1921121612087	9.62	Mechanical Engineering	1 st
Deshpande Pranav Vivek	1921121612073	9.6	Mechanical Engineering	2 nd
Kulkarni Mansi Sunil	1921121612106	9.49	Mechanical Engineering	3 rd



Dr. B. M. Patil

Principal
Shreeyash College of Engineering
& Technology Aurangabad



Shreeyash Pratishthan's
**Shreeyash College of Engineering &
Technology, Aurangabad (M. S.)**



CERTIFICATE OF APPRECIATION

This certificate is awarded to


Mr/Miss/Mrs. Pooja Ganesh Modhe

of Mechanical Engineering Department for his/her great achievement
in Dr. BATU University Examination held in May / June 2022
with CGPA 9.62


Principal



Shreeyash Pratishthan's
**Shreeyash College of Engineering &
Technology, Aurangabad (M. S.)**



CERTIFICATE OF APPRECIATION

This certificate is awarded to

Mr/Miss/Mrs. Deshpande Pranav Virek

of Mechanical Engineering Department for his/her great achievement
in Dr. BATU University Examination held in May / June 2022
with CGPA 9.6


Principal



Shreeyash Pratishthan's
**Shreeyash College of Engineering &
Technology, Aurangabad (M. S.)**




NAAC
NATIONAL ASSESSMENT AND
ACCREDITATION COUNCIL

CERTIFICATE OF APPRECIATION

This certificate is awarded to

Mr/Miss/Mrs. Kulkarni Mansi Sunil

of Mechanical Engineering Department for his/her great achievement
in Dr. BATU University Examination held in May / June 2022
with CGPA 9.49


Principal



SHREEYASH PRATISHTHAN'S
SHREEYASH COLLEGE OF ENGINEERING & TECHNOLOGY
Satara Parisar, Beed By-Pass Road, Aurangabad -431010 (M.S.)
NAAC Accredited, ISO Certified Institute
Visit Us at: www.sycet.org



2.6 STUDENT PERFORMANCE AND LEARNING OUTCOMES

2.6.3 Average pass percentage of Students during last years

Result Analysis

M.Tech Civil Engineering (Structure)

DEPARTMENT OF CIVIL ENGINEERING

RESULT ANALYSIS (YEAR WISE)

Exam: MAY/JUNE 2022

Class: M.TECH(Structural Engineering)

I. Result Summary:

Sr. No.	Particulars	Students Count	Percentage (%)
1	Students Appeared	04/18	22.22
2	Total Students Passed	04	100
3	Students Passed with Distinction (CGPA of 8.25 and above)	04	100
4	Students Passed with First Class (CGPA of 6.50 & below 8.25)	00	00
5	Students Passed with Second Class (CGPA below 6.50)	00	00
6	Current Semester Performance (SGPA)	04	100
8	Students Eligible for Degree	04	100
9	Students Failed	00	00

II. No. of failures:

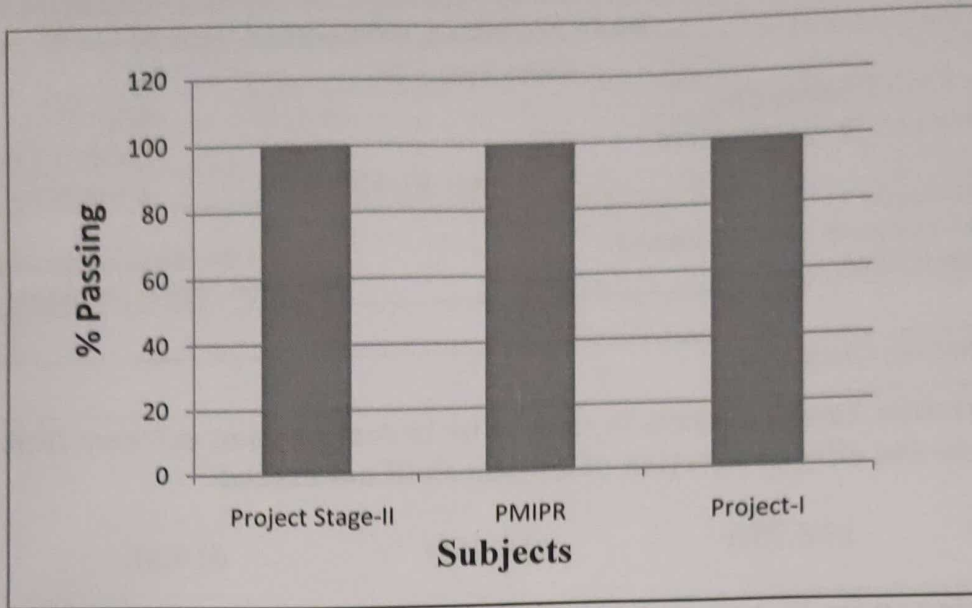
Failed in all subjects	Failed in 2 subjects	Failed in 1 subject	All clear
00	00	00	04

III. Subject wise Grades:

Sr. No.	Subject	Faculty	No. of students Appeared in Exam	No of students who obtained marks between					No. of students passed	Passing% (Exam M/J -2022)
				EX	A	B	C	D		
1	Project Stage-II	ALL	04	04	-	-	-	-	04	100
2	PMIPR	SELF STUDY	20	-	02	06	02	10	20	100
3	Project Stage-I	ALL	20	-	01	08	11	-	20	100



SHREEYASH PRATISHTHAN'S
Shreeyash Technical Campus
 SHREEYASH COLLEGE OF ENGINEERING & TECHNOLOGY,



SUBJECTWISE RESULT

IV. Class Toppers:

Rank	Name of students	Exam seat number.	CGPA
1	Thole Rushabh Shekharchand	2021122212020	9.47
2	Lakshadeep Bhagwanrao Gade	2021122212009	9.45
3	Nikhil Subhash Mahale	2021122212013	9.15

RESULT ANALYSIS COORDINATOR

Prof.U.S.Mankare

HOD

Prof.V.B.Chavan

PRINCIPAL

Dr.B.M.Patil



SHREEYASH PRATISHTHAN'S
SHREEYASH COLLEGE OF ENGINEERING & TECHNOLOGY
Satara Parisar, Beed By-Pass Road, Aurangabad -431010 (M.S.)
NAAC Accredited, ISO Certified Institute
Visit Us at: www.sycet.org



2.6 STUDENT PERFORMANCE AND LEARNING OUTCOMES

2.6.3 Average pass percentage of Students during last years

Result Analysis

M.Tech Computer Science Engineering



SHREEYASH PRATISHTHAN'S
Shreeyash Technical Campus
 SHREEYASH COLLEGE OF ENGINEERING & TECHNOLOGY,



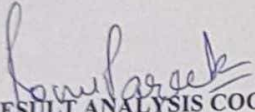
RESULT ANALYSIS (YEAR WISE)


Class:M.tech(Computer Science & engg.)

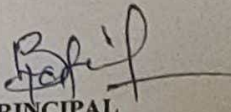
Exam:MAY/JUNE 2022

I. Result Summary:

Sr. No.	Particulars	Students Count	Percentage (%)
		3	100
1	Students Appeared	0	0
2	Total Students Passed	NA	NA
3	Students Passed with Distinction(CGPA of 8.25 and above)		
4	Students Passed with First Class(CGPA of 6.50 & below 8.25)		
5	Students Passed with Second Class(CGPA below 6.50)		
6	Current Semester Performance(SGPA)		
7	Students Eligible for Degree	3	100
8	Students Failed		


 RESULT ANALYSIS COORDINATOR


 HOD


 PRINCIPAL



SHREEYASH PRATISHTHAN'S
SHREEYASH COLLEGE OF ENGINEERING & TECHNOLOGY
Satara Parisar, Beed By-Pass Road, Aurangabad -431010 (M.S.)
NAAC Accredited, ISO Certified Institute
Visit Us at: www.sycet.org



2.6 STUDENT PERFORMANCE AND LEARNING OUTCOMES

2.6.3 Average pass percentage of Students during last years

Result Analysis

M.Tech Electronics and Tele Communication Engineering



SHREEYASH PRATISHTHAN'S
Shreeyash Technical Campus



SHREEYASH COLLEGE OF ENGINEERING & TECHNOLOGY, AUARANGABAD
DEPARTMENT OF ELECTRONICS & TELECOMMUNICATION

RESULT ANALYSIS

Exam: M/J 2022
 Result Summary:

Class: MTECH (IV SEM)

Sr. No.	Particulars	Percentage (%)	
		1	Students Appeared
2	Total Students Passed	NA	
3	Students Passed with Distinction		
4	Students passed with First Class		
5	Students passed with Second Class		
5	Students Cleared under ATKT		
6	Students Failed		

PG RESULT ANALYSIS
 COORDINATOR

HOD

PRINCIPAL



SHREEYASH PRATISHTHAN'S
SHREEYASH COLLEGE OF ENGINEERING & TECHNOLOGY
Satara Parisar, Beed By-Pass Road, Aurangabad -431010 (M.S.)
NAAC Accredited, ISO Certified Institute
Visit Us at: www.sycet.org



2.6 STUDENT PERFORMANCE AND LEARNING OUTCOMES

2.6.3 Average pass percentage of Students during last years

Result Analysis

M.Tech Mechanical Engineering

**DEPARTMENT OF MECHANICAL ENGINEERING****RESULT ANALYSIS****Exam: May/June 2022****Class:M.TECH(IV SEM)****I. Result Summary:**

Sr.No.	Particulars	No. of Students	Percentage (%)
1	Students Appeared	00	00
2	Total Students Passed	NA	NA
3	Students Passed with Distinction	NA	NA
4	Students Passed in First Class	NA	NA
5	Students Passed in Second Class	NA	NA
6	Students Cleared under ATKT	NA	NA
7	Students Promoted to Higher Class	NA	NA
8	Students Failed	NA	NA


RESULT ANALYSIS COORDINATOR
HOD
PRINCIPAL



SHREEYASH PRATISHTHAN'S
SHREEYASH COLLEGE OF ENGINEERING & TECHNOLOGY
Satara Parisar, Beed By-Pass Road, Aurangabad -431010 (M.S.)
NAAC Accredited, ISO Certified Institute
Visit Us at: www.sycet.org



2.6 STUDENT PERFORMANCE AND LEARNING OUTCOMES

2.6.3 Average pass percentage of Students during last years

Result Analysis

MBA

RESULT ANALYSIS (YEAR WISE)

Exam: MAY/JUNE 2022

Class: MBA IV Sem.

I. Result Summary:

Sr. No.	Particulars	Students Count	Percentage (%)
1	Students Appeared	45	100%
2	Total Students Passed	19	42.22%
3	Students Passed with Grade A++	01	2.22%
4	Students Passed with Grade A+	07	15.55%
5	Students Passed with Grade A	08	17.78%
6	Students Passed with Grade B++	00	0%
7	Students Passed with Grade B+	03	6.67%
8	Students Passed with Grade B	00	0%
9	Students Passed with Grade C+	00	0%
10	Students Failed	26	57.78%

II. No. of failures:


Failed in all subjects	Failed in 4 subjects	Failed in 3 subjects	Failed in 2 subjects	Failed in 1 Subject	All clear
1	09	00	07	09	19

III. Subject wise Grades:

Sr. No.	Subject	Faculty	No. of students Appeared in Exam	No of students who obtained marks between											No. of students passed	Passing % (Exam M/J - 2022)
				A++	A+	A	B++	B+	B	C+	C	F	O			
1	BPSM	AEP	45	0	2	8	0	6	10	0	2	0	17	0	28	62.22
2	DSS & MIS	KAM	45	2	10	8	0	4	6	0	0	1	11	3	34	75.55
3	ED	SIS	45	2	2	9	0	12	10	0	1	0	9	0	36	80
4	QM	AEP	45	2	3	7	0	7	10	0	5	0	9	2	36	80
5	IE	NMQ	45	0	3	8	0	11	11	00	4	0	8	0	37	16.5
6	Major Project	All Faculties	45	10	14	1	0	1	4	0	7	0	5	3	40	112.5

IV. Class Toppers:

Rank	Name of students	Exam seat number.	CGPA Grade
1	BARE PALLAVI BHAGACHAND	2019015201014637	A++
2	SHEJUL YENUKA DATTA	2012015200107194	A+
3	DANE PUJA EKNATH	2020015200901544	A+



RESULT ANALYSIS COORDINATOR



HOD



PRINCIPAL